

**AUDITOR'S REPORT**

TO THE MEMBERS OF R.V.R. & J.C. COLLEGE OF ENGINEERING

We have audited the attached statement of affairs of R.V.R. & J.C. College of Engineering, Chowdavaram, Guntur-19 as at 31<sup>st</sup> March, 2021 and its income & expenditure account for the year ended on that date. These financial statements are the responsibility of the Institution's management. Our responsibility is to express an opinion on these financial statements based on audit.

We conducted the audit in accordance with accounting principles generally accepted in India, which require that we plan and perform the audit to obtain reasonable assurance that the financial statements are free from material misstatement. An audit includes examining, on a test basis, evidence supporting the amounts and disclosures in the financial statements. An audit also includes an assessment of the accounting principles used and significant estimates made by management, as well as evaluating the overall financial statement presentation. We believe that the audit provides a responsible basis for our opinion.

We report that:

- a. We have obtained all the information and explanations, which to the best of our knowledge and belief were necessary for the purpose of audit.
- b. In our opinion, proper books of accounts as required by law have been kept by the institution so far as appears from examination of such books.
- c. The statement of affairs and income & expenditure account dealt with by this report are in agreement with the books of account.
- d. In our opinion, the statement of affairs and income and expenditure account dealt with by this report comply with general accounting and audit principles accepted in India.
- e. In our opinion and according to the explanations given to us and to the best of our knowledge, the accounts give a true and a fair view.
  - i. In the case of statement of affairs, of the state of affairs of the institution as at 31<sup>st</sup> March 2021.
  - ii. In the case of income and expenditure account, of the excess of income over expenditure for the year ended on that date.


PLACE: GUNTUR  
DATE : 18-10-2021



For CHEVUTURI ASSOCIATES  
Chartered Accountants  
Firm Regn No:000632S  
*B. Raghunadha Rao*  
(RAGHUNADHA RAO BALINENI)  
Partner  
ICAI memb no: 28105

**CONSOLIDATED INCOME & EXPENDITURE ACCOUNT FOR THE YEAR ENDED 31st MARCH 2021**

PREVIOUS YEAR Rs.	EXPENDITURE DETAILS Rs. Ps.	TOTAL Rs. Ps.	PREVIOUS YEAR Rs.	INCOME DETAILS Rs. Ps.	TOTAL Rs. Ps.
	To <b>Salaries</b>		29,32,000	By Admission Fee	2,88,000.00
21,50,01,831	" Teaching Staff Salaries	22,63,59,828.00	47,93,85,950	" Tuition Fee	43,14,99,700.00
5,98,55,794	Add: Non-teaching Staff Salaries	6,19,44,209.00	96,04,050	" Special & Common Services Fee	68,10,150.00
		28,83,04,037.00	5,66,489	" Fines	20,930.00
64,27,061	" Management Contribution to PF	61,21,697.00	5,44,84,552	" Interest received (as per schedule)	5,27,17,902.00
2,67,799	" PF Administration Charges	2,66,179.00	20,401	" Insurance Claims received	2,391.00
2,67,802	" Insurance Fund	2,66,228.00	25,60,039	" Miscellaneous Income (as per schedule)	14,52,321.10
4,08,234	" ESI Contribution	3,69,735.00	1,64,00,000	" Rent received	82,00,000.00
63,635	" Staff Welfare Expenses	79,045.00	1,94,75,091	" Examination Fee collected	1,16,54,000.42
8,61,751	" Traveling expenses	66,299.00	13,12,036	" Bus Charges	7,94,344.08
2,17,995	" Conveyance Charges	2,04,015.00			
23,75,835	" Printing & Stationery	12,19,622.00			
36,220	" Postage & Telegrams	11,360.00			
40,00,923	" Telephone & Internet Charges	35,77,543.00			
50,736	" Freight & Handling Charges	55,161.00			
19,44,932	" Expenses for CRT & Placements	4,08,012.00			
10,10,336	" Students Welfare Expenses	5,59,206.48			
28,58,704	" Advertisement Charges	22,20,466.00			
10,59,343	" Repairs & Maintenance Charges	16,34,944.00			
14,83,862	" Insurance	16,51,438.00			
6,94,213	" Vehicle Maintenance	6,79,280.00			
95,53,065	" Electricity Charges	33,90,339.08			
13,173	" Bank Charges	16,320.52			
4,39,849	" Electrical Maintenance	2,54,661.00			
5,000	" Professional Tax	5,000.00			
50,38,590	" Miscellaneous Expenses	19,23,988.80			
6,13,842	" SSMA & AMC Charges	5,08,768.00			
1,82,900	" Audit Fee	2,18,300.00			
85,219	" Subscriptions & Contributions	26,40,975.00			
14,57,583	" Seminar Expenses	4,70,037.00			
1,47,71,511	" Fee paid to University & Government	1,23,58,528.60			
94,400	" Software License Fee	1,49,660.00			
1,79,869	" City Centre Maintenance	1,09,170.00			
54,33,976	" Maintenance of Buildings	55,55,449.00			
2,16,290	" Plantation Maintenance	62,800.00			
<b>33,69,72,273</b>	Balance C/F	<b>33,53,58,264.48</b>	<b>58,67,40,608</b>	Balance C/F	<b>51,34,39,738.60</b>



33,69,72,273	Balance B/F .....	33,53,58,264.48	58,67,40,608	Balance B/F .....	51,34,39,738.60
54,66,452	" TDS	35,25,159.65			
2,32,524	" Matching grants for Projects	0.00			
96,90,903	" Examination expenses	92,20,838.05			
25,000	" Professional Charges	4,50,000.00			
47,00,000	" Poor & Merit Scholarship	30,00,000.00			
1,25,93,474	" Gratuity Fund	2,32,08,608.00			
6,06,100	" Fee written-off	27,28,700.00			
5,66,786	" Loss on Equipment written-off (as per schedule)	1,30,888.00			
5,49,15,611	" Depreciation for the year	5,02,19,726.30			
16,09,71,485	" Excess of Income over Expenditure	8,55,97,554.12			
58,67,40,608		51,34,39,738.60	58,67,40,608		51,34,39,738.60

For R.V.R. & J.C.College of Engineering, Chowdavaram, Guntur

Examined and found correct

*(Signature)*

(Dr.K.RAVINDRA)  
PRINCIPAL

*(Signature)*

(R.GOPALA KRISHNA)  
SECRETARY & CORRESPONDENT

*(Signature)*

(Dr.K.KRISHNA PRASAD)  
TREASURER

*(Signature)*

(Dr.R.SRINIVAS)  
PRESIDENT



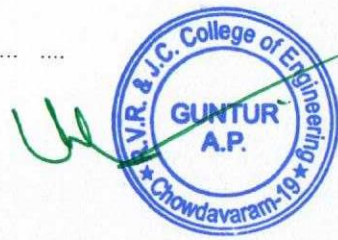
for CHEVUTURI ASSOCIATES  
Chartered Accountants  
Firm Regn No:000632S

*(Signature)*  
(RAGHUNADHA RAO BALINENI)  
Partner  
ICAI memb no: 28105

PLACE: GUNTUR  
DATE : 18-10-2021

**CONSOLIDATED STATEMENT OF AFFAIRS AS AT 31-03-2021**


AS AT 31.03.2020	LIABILITIES	DETAILS Rs. Ps.	TOTAL Rs. Ps.	AS AT 31.03.2020	ASSETS	DETAILS Rs. Ps.	TOTAL Rs. Ps.
99,96,13,016	<b>CAPITAL FUND:</b> Balance as on 1.4.2020	99,96,13,015.71			<b>FIXED ASSETS:</b>		
	Add: Contributions recd. for IR Projects	1,00,00,000.00		95,38,23,133	(As per the statement enclosed)		99,37,27,568.73
		1,00,96,13,015.71					
	Add: Excess of Income over expenditure in General Funds	8,55,97,554.12		52,70,955	Buildings under construction	52,70,955.00	
		1,09,52,10,569.83			Add: Construction during the year	92,64,536.00	
	Less: Excess of Expenditure over Income in Special Funds	52,11,170.98	1,08,99,99,398.85		Less: Amount capitalized and transferred to Fixed Assets	1,45,35,491.00	0.00
50,42,72,005	<b>RESERVES:</b>			5,50,645	Arch under construction	5,50,645.00	
	Depreciation Reserve	50,42,72,004.62			Add: Construction during the year	12,61,297.00	
	Add: Additions during the year	5,02,19,726.30			Less: Amount capitalized and transferred to Fixed Assets	18,11,942.00	0.00
		55,44,91,730.92					
	Less: Depreciation on deductions	15,70,807.39	55,29,20,923.53				
53,60,61,592	<b>IN CURRENT ACCOUNT WITH NAGARJUNA EDUCATION SOCIETY:</b>				<b>CURRENT ASSETS, LOANS &amp; ADVANCES:</b>		
	As per last year's Statement of Affairs	53,60,61,592.75		3,35,926	<b>CASH &amp; BANK BALANCES:</b>		
	Add: Received during the year	1,25,00,000.00		5,04,87,872	Cash on Hand	1,29,500.14	
		54,85,61,592.75		97,16,58,300	Cash at Union Bank of India	8,85,11,030.08	
	Less: Repaid during the year	0.00	54,85,61,592.75		FDRs at Union Bank of India	1,04,46,28,061.00	1,13,32,68,591.22
1,14,58,926	<b>IN CURRENT ACCOUNT WITH SPECIAL FEE ACCOUNT:</b>				<b>OTHER CURRENT ASSETS &amp; ADVANCES:</b>		
	As per last year's Statement of Affairs	1,14,58,925.67		2,79,89,771	<b>INTEREST RECEIVABLE ON FDRs:</b>	2,32,62,036.00	
	Add: Received during the year	17,36,500.00		33,28,43,025	<b>FEE RECEIVABLE:</b>	35,41,14,475.00	
		1,31,95,425.67			(As per schedule)		
	Less: Repaid during the year	95,71,408.75		2,54,503	<b>ADVANCES RECOVERABLE:</b>	3,75,954.17	
		36,24,016.92			(As per schedule)		
	Add: Excess of Expenditure over Income in Special Funds A/c.	52,11,170.98	88,35,187.90	21,69,469	<b>DEPOSITS RECOVERABLE:</b>	21,69,469.00	1,51,31,90,525.39
7,52,56,218	Poor & Merit Scholarship Fund	7,52,56,218.26					
	Add: Received during the year	30,00,000.00					
		7,82,56,218.26					
	Add: Excess of Expenditure over Income	41,59,444.20	8,24,15,662.46				
2,12,66,61,757	Balance C/F ... ..		2,28,27,32,765.49	2,34,53,83,599	Balance C/F ... ..		2,50,69,18,094.12





<b>2,12,66,61,757</b>	Balance B/F ... ..		<b>2,28,27,32,765.49</b>	<b>2,34,53,83,599</b>	Balance B/F ... ..	<b>2,50,69,18,094.12</b>
11,67,96,002	Gratuity Fund	11,67,96,002.00				
	Add: Received during the year	<u>2,32,08,608.00</u>				
		14,00,04,610.00				
	Add: Excess of Income over Expenditure	<u>38,54,564.96</u>	14,38,59,174.96			
	<b>CURRENT LIABILITIES:</b>					
21,07,745	Sundry Creditors	10,99,142.30				
2,29,41,992	Salaries Payable	2,40,26,262.00				
2,65,36,005	University services fee payable	2,09,02,670.00				
22,43,968	Deposits received for distribution of Awards	22,43,968.00				
1,15,80,000	Tuition fee payable	5,40,000.00				
0	Common Services Fee Payable	25,900.00				
74,131	Interest on Endowment Deposits payable to Meritorious students	<u>2,82,173.00</u>	4,91,20,115.30			
	<b>DEPOSITS REFUNDABLE:</b>					
36,63,856	Bus Deposits	36,63,856.00				
2,40,50,000	Buses Security Deposit	<u>2,39,00,000.00</u>	2,75,63,856.00			
36,09,963	<b>SCHOLARSHIPS A/C:</b>					
	As per last year's Statement of Affairs	36,09,963.00				
	Add: Received during the year	<u>30,96,22,050.00</u>				
		31,32,32,013.00				
	Less: Disbursed during the year	<u>31,31,64,623.16</u>	67,389.84			
	<b>Amounts Payable to</b>					
51,18,180	AICTE/UGC/Utty/SDC/SAE India etc.	51,18,180.28				
	As per last year's Statement of Affairs	25,84,932.00				
	Add: Received during the year	<u>77,03,112.28</u>				
	Less: Expenditure during the year	<u>41,28,319.75</u>	35,74,792.53			
<b>2,34,53,83,599</b>			<b>2,50,69,18,094.12</b>	<b>2,34,53,83,599</b>		<b>2,50,69,18,094.12</b>

For R.V.R. &amp; J.C.College of Engineering, Chowdavaram, Guntur

  
(Dr.K.RAVINDRA)  
PRINCIPAL

  
(R.GOBALA KRISHNA)  
SECRETARY & CORRESPONDENT

  
(Dr.K.KRISHNA PRASAD)  
TREASURER

  
(Dr.R.SRINIVAS)  
PRESIDENT



Examined and found correct

for CHEVUTURI ASSOCIATES  
Chartered Accountants  
Firm Regn No:000632S  
  
(RAGHUNADHA RAO BALINENI)  
Partner  
ICAI memb no: 28105

PLACE: GUNTUR  
DATE: 18-10-2021

**GENERAL FUNDS**  
**DETAILS OF FIXED ASSETS AS ON 31-03-2021**

Sl. No.	Name of the Asset	Rate of Depreciation (%)	GROSS BLOCK						DEPRECIATION BLOCK				NET BLOCK							
			Amount Spent up to 31.03.2020		Additions during the year (above 180 days)		Deductions/ Written off during the year		Total amount spent up to 31.03.2021		Depreciation up to 31.03.2020		Depreciation for the year		Depreciation on deductions		Total depreciation up to 31.03.2021		As on 31.03.2021	As on 31.03.2020
			Rs.	Ps.	Rs.	Ps.	Rs.	Ps.	Rs.	Ps.	Rs.	Ps.	Rs.	Ps.	Rs.	Ps.	Rs.	Ps.	Rs.	Ps.
1	Land at Chowdavaram	0	66,57,006.50		0.00		0.00	0.00	66,57,006.50	0.00		0.00		0.00		0.00		66,57,006.50	66,57,006.50	
2	Land at SVN Colony	0	70,21,050.00		0.00		0.00	0.00	70,21,050.00	0.00		0.00		0.00		0.00		70,21,050.00	70,21,050.00	
3	Land at T.Nagar	0	9,00,85,600.00		0.00		0.00	0.00	9,00,85,600.00	0.00		0.00		0.00		0.00		9,00,85,600.00	9,00,85,600.00	
4	Buildings	10%	22,01,63,641.82		0.00	1,75,67,914.00		0.00	23,77,31,555.82	13,27,07,892.82		96,23,971.00		0.00		14,23,31,863.82		9,53,99,692.00	9,00,85,600.00	
5	Roads	10%	1,06,76,747.17		0.00	2,74,740.00		0.00	1,09,51,487.17	51,30,558.17		5,68,356.00		0.00		56,98,914.17		52,52,573.00	55,46,189.00	
6	Bore Well	15%	14,37,990.50		0.00			0.00	14,37,990.50	8,23,401.50		92,188.00		0.00		9,15,589.50		5,22,401.00	6,14,589.00	
7	Compound Fencing	10%	2,91,096.90		0.00			0.00	2,91,096.90	2,31,344.90		5,975.00		0.00		2,37,319.90		53,777.00	59,752.00	
8	Compound Wall	10%	1,48,53,175.76		0.00			0.00	1,48,53,175.76	77,72,566.76		7,08,061.00		0.00		84,80,627.76		63,72,548.00	70,80,609.00	
9	Sri GRR Statue	0	55,264.70		0.00			0.00	55,264.70	0.00		0.00		0.00		0.00		55,264.70	55,264.70	
10	Construction Equipment	15%	24,855.00		0.00			0.00	24,855.00	24,459.00		59.00		0.00		24,518.00		337.00	396.00	
11	Electrical Installations	15%	1,29,40,983.67	1,51,804.00		2,94,540.00		0.00	1,33,87,327.67	94,74,837.67		5,64,783.00		0.00		1,00,39,620.67		33,47,707.00	34,66,146.00	
12	Canteen Equipment	15%	23,37,505.89		0.00			0.00	23,37,505.89	16,21,625.89		1,07,382.00		0.00		17,29,007.89		6,08,498.00	7,15,880.00	
13	Tools & Implements	40%	23,843.92		0.00			0.00	23,843.92	23,843.92		0.00		0.00		23,843.92		0.00	0.00	
14	Office Equipment	15%	97,63,144.86	68,000.00		6,21,616.00		0.00	1,04,52,760.86	49,73,059.86		7,75,334.00		0.00		57,48,393.86		47,04,367.00	47,90,085.00	
15	Car (AP7BH2448)	15%	7,59,400.00		0.00			0.00	7,59,400.00	6,06,045.00		23,003.00		0.00		6,29,048.00		1,30,352.00	1,53,355.00	
16	Car (AP7DS 6669)	15%	8,71,648.00		0.00			0.00	8,71,648.00	2,88,953.00		87,404.00		0.00		3,76,357.00		4,95,291.00	5,82,695.00	
17	Mini Bus (AP7TC3555)	15%	15,72,855.00		0.00			0.00	15,72,855.00	12,51,798.00		48,159.00		0.00		12,99,957.00		2,72,898.00	3,21,057.00	
18	Auto (AP 7TE5445)	15%	4,07,034.00		0.00			0.00	4,07,034.00	2,53,521.00		23,027.00		0.00		2,76,548.00		1,30,486.00	1,53,513.00	
19	Watertanker (AP7TH 6858)	15%	18,59,200.00		0.00			0.00	18,59,200.00	6,16,673.00		1,86,379.00		0.00		8,03,052.00		10,56,148.00	12,42,527.00	
20	Furniture	10%	4,14,73,080.66		0.00	26,74,667.50	9,01,785.30		4,32,45,962.86	2,93,58,067.66		13,44,409.50	8,93,526.30		2,98,08,950.86		1,34,37,012.00	1,21,15,013.00		
21	Generator Equipment	15%	56,99,910.00		0.00			0.00	56,99,910.00	48,06,356.00		1,34,033.00		0.00		49,40,389.00		7,59,521.00	8,93,554.00	
22	Telephones	15%	11,47,112.62		0.00			0.00	11,47,112.62	8,10,797.62		50,447.00		0.00		8,61,244.62		2,85,868.00	3,36,315.00	
23	Other Equipment	15%	10,30,000.00		0.00			0.00	10,30,000.00	7,32,722.00		44,592.00		0.00		7,77,314.00		2,52,686.00	2,97,278.00	
24	Dispensary Equipment	15%	24,086.00		0.00	15,200.00		0.00	39,286.00	13,815.00		2,681.00		0.00		16,496.00		22,790.00	10,271.00	
25	Audio Visual Lab Equipment	15%	95,09,994.64		0.00	1,43,540.00		0.00	96,53,534.64	52,01,391.64		6,57,056.00		0.00		58,58,447.64		37,95,087.00	43,08,603.00	
26	Fire Extinguishers	15%	5,27,483.08		0.00			0.00	5,27,483.08	4,04,106.08		18,507.00		0.00		4,22,613.08		1,04,870.00	1,23,377.00	
27	Plantation Equipment	15%	9,65,145.50	24,000.00		34,000.00		0.00	10,23,145.50	5,22,257.50		72,583.00		0.00		5,94,840.50		4,28,305.00	4,42,888.00	
28	Hostel Equipment	15%	1,87,857.86		0.00			0.00	1,87,857.86	1,79,392.86		1,270.00		0.00		1,80,662.86		7,195.00	8,465.00	
29	Buses	15%	2,74,10,000.00		0.00			0.00	2,74,10,000.00	1,28,67,899.00		21,81,315.00		0.00		1,50,49,214.00		1,23,60,786.00	1,45,42,101.00	
30	NSS Equipment	15%	4,996.00		0.00			0.00	4,996.00	4,642.00		53.00		0.00		4,695.00		301.00	354.00	
31	A.C. Units	15%	1,15,45,190.00	2,16,080.00		49,773.00		0.00	1,18,11,043.00	58,00,132.00		8,97,904.00		0.00		66,98,036.00		51,13,007.00	57,45,058.00	
32	Energy Park Equipment	15%	1,31,455.00		0.00			0.00	1,31,455.00	1,22,065.00		1,409.00		0.00		1,23,474.00		7,981.00	9,390.00	
33	Water Plant Equipment	15%	6,81,693.00		0.00			0.00	6,81,693.00	5,21,084.00		24,091.00		0.00		5,45,175.00		1,36,518.00	1,60,609.00	
34	Musical Instruments Equipment	15%	3,60,613.00		0.00			0.00	3,60,613.00	1,39,922.00		33,104.00		0.00		1,73,026.00		1,87,587.00	2,20,691.00	
35	Lift	15%	54,25,000.00		0.00			0.00	54,25,000.00	17,99,405.00		5,43,839.00		0.00		23,43,244.00		30,81,756.00	36,25,595.00	
36	Solar Plant	40%	3,24,64,958.00		0.00			0.00	3,24,64,958.00	1,38,52,992.00		74,44,786.00		0.00		2,12,97,778.00		1,11,67,180.00	1,86,11,966.00	
37	Lab Equipments (as per statement enclosed)	-	18,69,01,712.74	3,22,968.00		1,85,36,964.80	6,32,940.09		20,51,28,705.45	13,86,93,595.74		1,10,08,011.80	5,53,599.09		14,91,48,008.45		5,59,80,697.00	4,82,08,117.00		
38	Women's Hostel Assets (as per statement enclosed)	-	3,31,06,500.71		0.00	1,85,465.00	26,200.00		3,32,65,765.71	2,31,24,048.71		10,41,139.00	24,330.00		2,41,40,857.71		91,24,908.00	99,82,452.00		
39	Women's Hostel -II Assets (as per statement enclosed)	-	3,48,28,601.00		0.00		4,545.00		3,48,24,056.00	1,60,29,712.00		20,58,931.00	2,248.00		1,80,86,395.00		1,67,37,661.00	1,87,98,889.00		
40	Men's Hostel Assets (as per statement enclosed)	-	17,85,95,699.32		0.00	4,24,859.00	1,36,225.00		17,88,84,333.32	8,34,87,020.32		98,45,484.00	97,104.00		9,32,35,400.32		8,56,48,933.00	9,51,08,679.00		
			<b>95,38,23,132.82</b>	<b>7,82,852.00</b>		<b>4,08,23,279.30</b>	<b>17,01,695.39</b>		<b>99,37,27,568.73</b>	<b>50,42,72,004.62</b>		<b>5,02,19,726.30</b>	<b>15,70,807.39</b>		<b>55,29,20,923.53</b>		<b>44,08,06,645.20</b>	<b>44,95,51,128.20</b>		

*(Signature)*  
 Secretary & Correspondent  
 R.V.R. & J.C. College of Engineering  
 Chandramoulipuram,  
 CHOWDAVARAM-522 019




**INCOME & EXPENDITURE ACCOUNT RELATING TO SPECIAL FUNDS FOR THE YEAR ENDED 31st MARCH 2021**


PREVIOUS YEAR	EXPENDITURE	DETAILS	TOTAL	PREVIOUS YEAR	INCOME	DETAILS	TOTAL
Rs.		Rs. Ps.	Rs. Ps.	Rs.		Rs. Ps.	Rs. Ps.
35,174	To ECE Lab Maintenance	81,419.00		11,51,000	By Fee Collected		11,70,000.00
2,16,587	" Mechanical Lab Maintenance	78,930.00					
95,770	" Civil Lab Maintenance	71,666.00					
4,46,493	" Computer Lab Maintenance	53,427.50					
9,304	" IT Lab Maintenance	27,902.00					
86,128	" EEE Lab Maintenance	92,419.00					
91,938	" Chemical Engg. Lab Maintenance	72,044.43					
1,26,282	" Chemistry Lab Maintenance	90,231.70		53,63,417	" Excess of Expenditure over Income (Transfer to General Fee Account)		52,11,170.98
5,215	" Physics Lab Maintenance	3,754.00	5,71,793.63				
34,318	" Audio-Visual Lab Maintenance		12,377.00				
3,48,299	" Generator Maintenance		4,05,002.00				
14,240	" Library Maintenance		2,750.00				
3,94,757	" Games & Sports Expenses		1,22,816.75				
3,60,056	" Newspapers & Magazines		42,472.00				
26,45,607	" Journals		27,30,257.00				
0	" Bank Charges		53.10				
0	" TDS		4,49,677.00				
1,250	" Fee written-off		2,500.00				
16,02,999	" Depreciation for the year		20,41,472.50				
<b>65,14,417</b>			<b>63,81,170.98</b>	<b>65,14,417</b>			<b>63,81,170.98</b>


For R.V.R. & J.C.College of Engineering, Chowdavaram, Guntur

Examined and found correct


  
 (Dr.K.RAVINDRA)  
 PRINCIPAL

  
 (R.GOPALA KRISHNA)  
 SECRETARY & CORRESPONDENT

  
 (Dr.K.KRISHNA PRASAD)  
 TREASURER

  
 (Dr.R.SRINIVAS)  
 PRESIDENT



For CHEVUTURI ASSOCIATES  
 Chartered Accountants  
 Firm Regn No:000632S  
  
 (RAGHUNADHA RAO BALINENI)  
 Partner  
 ICAI memb no: 28105


PLACE: GUNTUR  
 DATE : 18-10-2021


**STATEMENT OF AFFAIRS RELATING TO SPECIAL FUNDS AS AT 31-03-2021**


AS AT 31.03.2020 Rs.	LIABILITIES	DETAILS Rs. Ps.	TOTAL Rs. Ps.	AS AT 31.03.2020 Rs.	ASSETS	DETAILS Rs. Ps.	TOTAL Rs. Ps.
2,49,71,840	<b>RESERVES:</b> Depreciation Reserve	2,49,71,840.06		2,77,71,716	<b>FIXED ASSETS:</b> (As per the statement enclosed)		3,23,77,195.56
	Add: Additions during the year	20,41,472.50					
		2,70,13,312.56					
	Less: Depreciation on deductions	0.00	2,70,13,312.56		<b>CURRENT ASSETS, LOANS &amp; ADVANCES:</b>		
					<b>CASH &amp; BANK BALANCES:</b>		
1,50,61,706	<b>CAUTION DEPOSITS REFUNDABLE:</b> As per last year's Statement of Affairs	1,50,61,706.00		33,473	Cash on Hand	31,050.50	
	Add: Received during the year	1,44,000.00	1,52,05,706.00	72,565	Cash at Union Bank of India	2,11,163.80	2,42,214.30
	<b>CURRENT LIABILITIES:</b>			72,397	Closing Stock of Chemicals & Materials		2,29,320.05
42,882	Sundry Creditors		5,32,052.00		Stock of Sports Materials		
				19,013	Stock of Chemistry Lab Chemicals		55,225.13
				1,23,589	Stock of Chem.Engg. Lab Chemicals		1,45,677.62
				5,24,750	<b>SPECIAL FEE RECEIVABLE</b>		8,66,250.00
					<b>IN CURRENT ACCOUNT WITH GENERAL FUNDS ACCOUNT:</b>		
				1,14,58,925	As per last year's Statement of Affairs	1,14,58,925.67	
					Less: Received during the year	95,71,408.75	
						18,87,516.92	
					Add: Repaid during the year	17,36,500.00	
						36,24,016.92	
					Add: Excess of Expenditure over Income for the year	52,11,170.98	88,35,187.90
							1,03,73,875.00
<b>4,00,76,428</b>			<b>4,27,51,070.56</b>	<b>4,00,76,428</b>			<b>4,27,51,070.56</b>


For R.V.R. & J.C.College of Engineering, Chowdavaram, Guntur

Examined and found correct

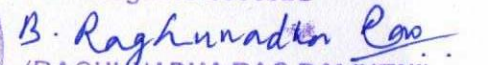
  
(Dr.K.RAVINDRA)  
PRINCIPAL

  
(R.GOPALA KRISHNA)  
SECRETARY & CORRESPONDENT

  
(Dr.K.KRISHNA PRASAD)  
TREASURER

  
(Dr.R.SRINIVAS)  
PRESIDENT



For CHEVUTURI ASSOCIATES  
Chartered Accountants  
Firm Regn No:000632S  
  
(B.RAGHUNADHA RAO BALINENI)  
Partner  
ICAI memb no: 28105


PLACE: GUNTUR  
DATE : 18-10-2021



**SPECIAL FUNDS**

**DETAILS OF FIXED ASSETS AS ON 31.03.2021**

Sl. No.	Name of the Asset	Rate of Depreciation	GROSS BLOCK					DEPRECIATION BLOCK				NET BLOCK	
			Amount Spent up to 31.03.2020	Additions during the year (above 180 days)	Additions during the year (below 180 days)	Deductions/ Written off during the year	Total amount spent up to 31.03.2021	Depreciation up to 31.03.2020	Depreciation for the year	Depreciation on deductions	Total depreciation up to 31.03.2021	As on 31.03.2021	As on 31.03.2020
			Rs. Ps.	Rs. Ps.	Rs. Ps.	Rs. Ps.	Rs. Ps.	Rs. Ps.	Rs. Ps.	Rs. Ps.	Rs. Ps.	Rs. Ps.	Rs. Ps.
1	Library Books	40%	2,52,71,764.03	2,130.00	60,427.50	0.00	2,53,34,321.53	2,28,07,657.03	9,98,580.50	0.00	2,38,06,237.53	15,28,084.00	24,64,107.00
2	Tools & Implements	15%	44,955.11	0.00	0.00	0.00	44,955.11	44,954.11	0.00	0.00	44,954.11	1.00	1.00
3	Sports Equipment	40%	24,54,996.92	0.00	45,42,922.00	0.00	69,97,918.92	21,19,228.92	10,42,892.00	0.00	31,62,120.92	38,35,798.00	3,35,768.00
			<b>2,77,71,716.06</b>	<b>2,130.00</b>	<b>46,03,349.50</b>	<b>0.00</b>	<b>3,23,77,195.56</b>	<b>2,49,71,840.06</b>	<b>20,41,472.50</b>	<b>0.00</b>	<b>2,70,13,312.56</b>	<b>53,63,883.00</b>	<b>27,99,876.00</b>

  
**Secretary & Correspondent**  
**R.V.R. & J.C. College of Engineering**  
**Chandramoulipuram,**  
**CHOWDAVARAM-522 019**

